

LIGHT

IN

ITS

PUREST

FORM

manooi



CONTENTS

We Bring Light to You in its Purest Form... page 9
 Factory page 11
 Crystals page 13
 Symbol of Uniqueness page 14

CRYSTALIGHT COLLECTION



PERSONAL UNIVERSE COLLECTION



FLOOR, WALL & TABLE LAMPS



ENDLESS POSSIBILITIES

Crystals and Colours page 198
 Structures page 200
 360° Sparkle page 202
 Personal Customization, Materials page 204
 Yacht page 206

BESPOKE LIGHT CREATIONS

WE BRING LIGHT TO YOU IN ITS PUREST FORM...

Manooi believes that a well-thought-out lighting concept can create a uniquely personal universe: an empowering and affirming space for individuals. The home of timeless crystal chandeliers, Manooi strives to bring light into life, creating new realities every day.

Devoted to interior design & architecture

Manooi was founded in 2006, by the creative designer couple, Judit Zoltai and János Héder. Judit is a porcelain artist, János an architect and interior designer. Their special alliance gives Manooi the power to remain exceptional in the world of luxury crystal chandeliers.

Ever since its establishment, the company has been focused on designing and creating lighting fixtures with a special meaning behind them. János uses his own life experiences in designing the collections. Due to this passion and vocation, Manooi has become esteemed worldwide as a manufacturer of inimitable crystal chandeliers.

“Light creates space – as an architect I work with light sources as determining elements of a given space,” says János Héder, who invites us into the “Manooi Universe”, an entirely new lighting experience.

СВЕТ – НАШЕ ВДОХНОВЕНИЕ

Мы, в Manooi уверены, что хорошо продуманная концепция освещения может создать уникальную личную вселенную: пространство для вдохновения и расширения своих возможностей. Дом неподвластных времени хрустальных люстр Manooi несет свет в жизнь, создавая новые вселенные изо дня в день.

Посвящается дизайну интерьера и архитектуре

Manooi была основана в 2006 году дизайнером Яношом Хедером и художницей Джудит Золтай. Под их чутким руководством Manooi остается уникальной компанией, создающей роскошные световые инсталляции.

С момента своего основания компания была сосредоточена на разработке осветительных приборов с особым смыслом. При создании коллекций Янош использует свой жизненный опыт. Благодаря этой страсти и призванию Manooi получила мировое признание как производитель хрустальных люстр, неподвластных времени. «Свет создает пространство - как архитектор я работаю с источниками света как с важнейшими элементами данного пространства», - говорит Янош Хедер, который приглашает нас испытать «Вселенную Manooi», совершенно новый опыт освещения.

我们为您带来最纯粹的光

Manooi 认为，一个考虑周到的照明理念可以创造一个独一无二的个人宇宙：一个赋予个人力量和肯定的空间。作为永恒水晶吊灯之家，Manooi 努力将光引入生活，每天创造新的宇宙。

致力于室内设计与建筑

Manooi 成立于 2006 年，由创意设计夫妇 Judit Zoltai 和 János Héder 创立。Judit 是一位瓷器艺术家，János 是一位建筑师和室内设计师。他们强强联手让 Manooi 成功在奢华水晶吊灯世界中保持着独一无二的特色。

自成立以来，公司一直专注于设计和创造意义非凡的照明灯具。János 用自己的生活经验设计了系列产品。凭借这样的热情和专业能力，Manooi 已成为全球著名的永恒水晶吊灯制造商。

“光创造了空间——作为一名建筑师，我在设计工作中一直将光源作为一个空间的决定性元素。” János Héder 说道，他还邀请我们体验一种全新的照明体验——“Manooi 宇宙”。





MANUFACTORY

The Manooi workshop is a cradle of creative activity where devoted and talented young artists brainstorm, draw, assemble and reassemble peerless lighting creations on a daily basis. While the lead designers, Judit Zoltai and János Héder, share their overarching vision with them of how to bring harmony and balance into their chandeliers through architectural maximalism, they always keep the following sentiments in focus:

Bringing light to a space in its purest form. / Inspiration is drawn from the world around us and found in natural sources of light. / Timeless, contemporary designs transcend passing trends.

The Manooi atelier is where these magnificent lamps take shape. Every Manooi chandelier is the product of a long process from planning to realization by our experts.

Manooi's quality control procedures ensure that production undergoes a rigorous inspection process so that each lighting creation meets and exceeds the highest standards. A special area of the workshop is dedicated to the design of Manooi's bespoke chandeliers and to product development.

ПРОИЗВОДСТВО

Мастерская Manooi - колыбель творческой деятельности, в которой талантливые молодые дизайнеры сообща придумывают новые идеи, рисуют планы, играют, отдыхают, занимаются мозговым штурмом и моделируют потрясающие световые решения. В то время как ведущие дизайнеры Джудит Золтай и Янош Хедер делятся с ними своим всеобъемлющим видением того, как внести гармонию и баланс в свои световые творения с помощью архитектурного максимализма. Ключевые элементы: Свет формирует пространство / Источником вдохновения является окружающий нас мир и естественные источники света / Современный дизайн выходит за рамки преходящих тенденций.

В мастерской Manooi обретают форму эти великолепные световые решения. Каждая люстра Manooi - это продукт длительного процесса: от проектирования до реализации нашими специалистами.

Процедуры контроля качества Manooi гарантируют, что продукция проходит строгий процесс проверки, чтобы каждое созданное световое решение соответствовало и превосходило самые высокие стандарты. Особое место в мастерской посвящено дизайну персонализированных люстр Manooi на заказ и разработке продукции.

制造

Manooi 工场是创意活动的摇篮，投入而天才的年轻艺术家们每天都在进行头脑风暴、绘画、组装和重新组合独一无二的照明设计。首席设计师 Judit Zoltai 和 János Héder 将通过建筑极繁主义将和谐与平衡融入照明设计的主要愿景传达给艺术家们，与此同时，他们还始终专注于以下理念：

将最纯粹的光引入一个空间/这个灵感来自我们身边的世界，是在自然光源中发现的。/永恒、当代的设计超越了过去的潮流。

这些杰出的照明创作诞生于 Manooi 工作室。我们的专家全程参与了每一盏 Manooi 吊灯的设计到生产。

Manooi 的质量控制程序确保生产经过严格的检验，保证每一个照明创作都能满足甚至超过最高标准。工场有一个专门用于设计 Manooi 定制吊灯和产品开发的特殊区域。



CRYSTALS

Manooi chandeliers are only made with premium-quality crystals: full-cut octagon pieces specially carved to recall the look of diamonds. This special cut helps to absorb natural light and to create the incomparable sparkling effect that only a crystal can provide. Its optical traits can break down visible light into spectra, resulting in colour combinations like those of a rainbow.

We use various sized crystals to give a streamlined and an airy effect to our lighting creations. As a final touch, we decorate the chandeliers with various shapes and styles of crystal pendants.

КРИСТАЛЛЫ

Люстры Manooi изготавливаются только из кристаллов высшего качества: восьмиугольные кристаллы полной огранки, специально обработанные, чтобы напоминать внешний вид бриллиантов. Эта особая огранка помогает поглощать естественный свет и создавать уникальный сверкающий эффект, который может обеспечить только кристалл. Оптический эффект кристаллов может разбивать видимый свет на спектральный, что приводит к цветовым сочетаниям, подобным цветам радуги.

Мы используем кристаллы разного размера, чтобы придать нашим люстрам обтекаемую форму и воздушный эффект, а на финальной стадии мы украшаем их хрустальными подвесками различных форм и стилей.

水晶

Manooi 吊灯只使用优质水晶：全切割八边形雕刻水晶，像钻石一样。这种特殊的切割工艺有助于吸收自然光，实现水晶独有的闪光效果。晶体的光学效应可以将可见光分解成光谱，产生彩虹一样的光彩。

我们使用各种尺寸的水晶，为我们的灯具带来流线型外观和通风效果。最后，我们还使用各种形状和风格的水晶挂饰装饰吊灯。

SYMBOL OF UNIQUENESS

In 2015, Manooi introduced a special crystal called "Artica", designed by János Héder and produced by SWAROVSKI. Today, Artica crystal represents the company's logo and its first ever design. This uniquely designed Artica crystal certifies the origins of your chandelier, that it is a qualified Manooi masterpiece.

СИМВОЛ УНИКАЛЬНОСТИ

В 2015 году Manooi представила особый кристалл «Artica», разработанный Яношом Хедером и произведенный SWAROVSKI. Сегодня кристалл Artica олицетворяет логотип компании и ее первый дизайн. Этот уникальный кристалл подтверждает происхождение вашей люстры и подтверждает, что это шедевр Manooi.


独一无二的象征

2015年，Manooi 推出了一款名为“Artica”的特别水晶，由 János Héder 设计，施华洛世奇生产。今天，Artica 水晶融入了公司的商标和公司的第一个设计。设计独特的 Artica 水晶是吊灯起源的代表，意味着它是一款成功的 Manooi 作品。



CRYSTAL LIGHT
COLLECTION

ARTICA



The flagship and one of the most successful Manooi models, Artica embodies the spirit of the brand; over time it has become the recognised shape and logo of Manooi around the world. Although it entails unique architectural forms, it is ideal for placement in a wide range of spaces due to its smooth and curved shapes. With its non-regular but perfectly planned form, Artica represents the essence of the Manooi Universe. Due to its artistic shape, Artica can be the centrepiece of the interior on its own, or in clusters too.

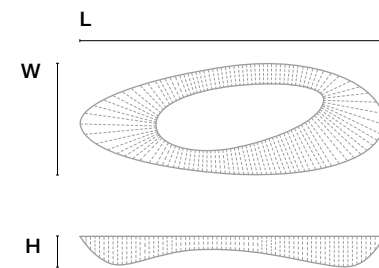
ARTICA SPECIFICATIONS

Collection: Crystalight
Type: suspended chandelier
Structure: polished stainless steel
Trimmings: full-cut crystal octagons and pendants

Bulb info: 28 W – G9 halogen
Cable: transparent PVC+PVC 250 cm / 98.4 in
Dimming: dimmable, phase cut

ARTICA SIZES

Model	Length (L)		Width (W)		Height (H)		Weight	
	cm	inch	cm	inch	cm	inch	kg	lb
Artica 120/45	120	47.2	45	17.7	17	6.7	13	28.7
Artica 140/52	140	55.1	52	20.5	19	7.5	16	35.3
Artica 160/60	160	63.0	60	23.6	21	8.3	18.5	40.8
Artica 180/65	180	70.9	65	25.6	21	8.3	25	55.1
Artica 200/75	200	78.7	75	29.5	21	8.3	28	61.7
Artica 220/80	220	86.6	80	31.5	26	10.2	33	72.8
Artica 240/90	240	94.5	90	35.4	26	10.2	40	88.2




360° SPARKLE (+TOP)


Additional crystals on the top provide 360-degree sparkling from all points of view.



CRYSTAL COLOURS




STRUCTURE COLOURS



THE ARTISTIC
CRYSTAL
FINGERPRINT OF
THE MANOOI
UNIVERSE



ARTIKOI



Artikoi is the product of a playful encounter between architectural austerity and sparkling Manooi style, blending the timeless shape of Artica with the rectangle, the purest of architectural forms.

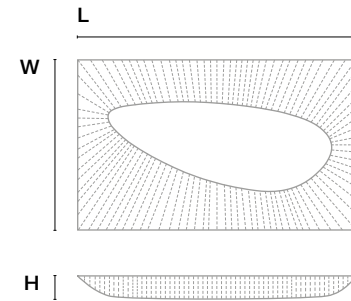
ARTIKOI SPECIFICATIONS

Collection: Crystalight
Type: suspended chandelier
Structure: polished stainless steel
Trimmings: full-cut crystal octagons and pendants

Bulb info: 28 W – G9 halogen
Cable: transparent PVC+PVC 250 cm / 98.4 in
Dimming: dimmable, phase cut

ARTIKOI SIZES

Model	Length (L)		Width (W)		Height (H)		Weight	
	cm	inch	cm	inch	cm	inch	kg	lb
Artikoi 120/75	120	47.2	75	29.5	13	5.1	18	39.7
Artikoi 140/88	140	55.1	88	34.6	13	5.1	24	52.9
Artikoi 160/100	160	63.0	100	39.4	15	5.9	26	57.3
Artikoi 180/113	180	70.9	113	44.5	15	5.9	27	59.5
Artikoi 200/125	200	78.7	125	49.2	17	6.7	32	70.5
Artikoi 220/138	220	86.6	138	54.3	17	6.7	38	83.8



360° SPARKLE (+TOP)

Additional crystals on the top provide 360-degree sparkling from all points of view.



CRYSTAL COLOURS




Transparent Cherry Blossom Spring Flowers Summer Breeze Summer Heat



Autumn Night Autumn Sky Winter Sky Winter Pines Aurora Borealis

STRUCTURE COLOURS




Polished Stainless Steel Painted Gold Colour



TIMELESS BEAUTY
 LOCKED IN
 AN ETERNAL FORM





The perfect choice for airy spaces, Atoll captivates with the simplicity of its elliptical form. Being named after a ring-shaped coral reef, this chandelier evokes the ephemeral beauty of the world we live in.

A T O L L

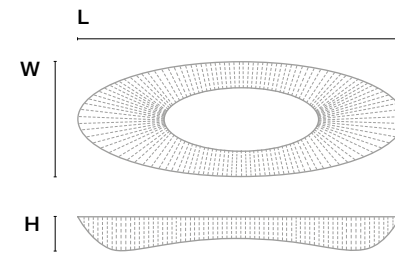
ATOLL SPECIFICATIONS

Collection: Crystalight
Type: suspended chandelier
Structure: polished stainless steel
Trimmings: full-cut crystal octagons and pendants

Bulb info: 28 W – G9 halogen
Cable: transparent PVC+PVC 250 cm / 98.4 in
Dimming: dimmable, phase cut

ATOLL SIZES

Model	Length (L)		Width (W)		Height (H)		Weight	
	cm	inch	cm	inch	cm	inch	kg	lb
Atoll 120/45	120	47.2	45	17.7	17	6.7	15	33.1
Atoll 140/52	140	55.1	52	20.5	17	6.7	16	35.3
Atoll 160/60	160	63.0	60	23.6	22	8.7	21	46.3
Atoll 180/68	180	70.9	68	26.8	22	8.7	25	55.1
Atoll 200/75	200	78.7	75	29.5	22	8.7	30	66.1
Atoll 220/80	220	86.6	80	31.5	27	10.6	37	81.6
Atoll 240/90	240	94.5	90	35.4	27	10.6	38	83.8
Atoll 270/100	270	106.3	100	39.4	27	10.6	45	99.2
Atoll 300/112	300	118.1	112	44.1	27	10.6	54	119.0




360° SPARKLE (+TOP)


Additional crystals on the top provide 360-degree sparkling from all points of view.



CRYSTAL COLOURS



STRUCTURE COLOURS







BURJ

Manooi's Burj chandelier is the crown jewel of a space, playing with light and shadow to create a majestic atmosphere. The crystals on our Burj model were designed to create an extraordinary ornamentation with their pattern and a magical oriental world from below. The play of light in this pattern is also reflected in its surroundings.

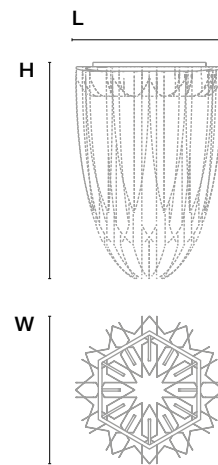
BURJ SPECIFICATIONS

Collection: Crystalight
Type: suspended chandelier
Structure: polished stainless steel
Trimmings: full-cut crystal octagons

Bulb info: 28W – G9 halogen 7,5W – GU10 LED
Cable: transparent PVC+PVC 250 cm / 98.4 in
Dimming: dimmable, phase cut

BURJ SIZES


Model	Length (L)		Width (W)		Height (H)		Weight	
	cm	inch	cm	inch	cm	inch	kg	lb
Burj 50	100	39.4	100	39.4	50	19.7	61	134.5
Burj 100	100	39.4	100	39.4	100	39.4	115	253.5
Burj 250	150	59.1	150	59.1	250	98.4	400	881.8



CRYSTAL COLOURS




Transparent Cherry Blossom Spring Flowers Summer Breeze Summer Heat



Autumn Night Autumn Sky Winter Sky Winter Pines Aurora Borealis

STRUCTURE COLOURS



Polished Stainless Steel Painted Gold Colour



THE CROWN
JEWEL
OF THE
INTERIOR



Fjord conveys the beauty of Nordic sparkling ice, a gorgeous sight appearing on a sea horizon. Exceptional in the Manooi product range because of its vertical arrangement, Fjord is a shimmering waterfall of glimmering crystal, illuminating the staircases and atriums in which it is installed. Used independently, or as part of a group installation, Fjord dazzles and charms. Fjord can be ordered in three different versions: ceiling, pendant and floor lamp, making it an extremely versatile design solution.

F J O R D



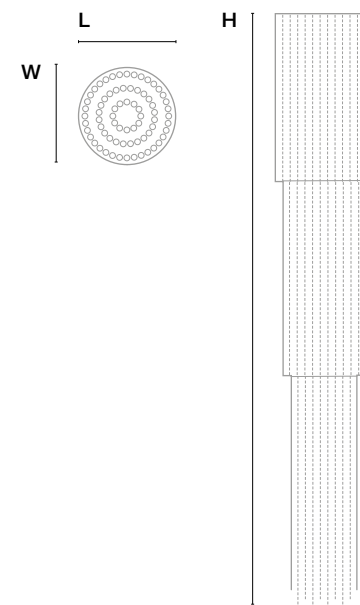
FJORD SPECIFICATIONS

Collection: Crystalight
Type: suspended chandelier
Structure: polished stainless steel
Trimmings: full-cut crystal octagons and pendants


Bulb info: 28 W – G9 halogen
Cable: transparent PVC+PVC 250 cm / 98.4 in
Dimming: dimmable, phase cut

FJORD SIZES

Model	Length		Width		Height		Weight	
	cm	inch	cm	inch	cm	inch	kg	lb
Fjord 100/22 Ø	22	8.7	22	8.7	100	39.4	8	17.6
Fjord 120/22 Ø	22	8.7	22	8.7	120	47.2	9	19.8
Fjord 140/22 Ø	22	8.7	22	8.7	140	55.1	10	22.0
Fjord 160/22 Ø	22	8.7	22	8.7	160	63.0	11	24.3
Fjord 180/22 Ø	22	8.7	22	8.7	180	70.9	13	28.7
Fjord 210/30 Ø	30	11.8	30	11.8	210	82.7	21	46.3
Fjord 240/32 Ø	32	12.6	32	12.6	240	94.5	22	48.5
Fjord 270/32 Ø	32	12.6	32	12.6	270	106.3	24	52.9
Fjord 300/32 Ø	32	12.6	32	12.6	300	118.1	27	59.5
Fjord 330/32 Ø	32	12.6	32	12.6	330	129.9	29	63.9
Fjord 360/40 Ø	40	15.7	40	15.7	360	141.7	36	79.4
Fjord 400/40 Ø	40	15.7	40	15.7	400	157.5	40	88.2
Fjord 440/40 Ø	40	15.7	40	15.7	440	173.2	43	94.8
Fjord 480/48 Ø	48	18.9	48	18.9	480	189.0	46	101.4
Fjord 520/48 Ø	48	18.9	48	18.9	520	204.7	50	110.2
Fjord 560/56 Ø	56	22.0	56	22.0	560	220.5	54	119.0
Fjord 600/56 Ø	56	22.0	56	22.0	600	236.2	76	167.6



CRYSTAL COLOURS




Transparent Cherry Blossom Spring Flowers Summer Breeze Summer Heat



Autumn Night Autumn Sky Winter Sky Winter Pines Aurora Borealis

STRUCTURE COLOURS



Polished Stainless Steel Painted Gold Colour





ICEBERG



Our Iceberg chandelier resembles a glistening hemisphere. Technically speaking, Iceberg is one of the most intricate and advanced chandeliers. Manufactured in the Manooi atelier, Iceberg comes in 32 different sizes and shapes to accommodate every architectural space. Thanks to its flexibility, it looks gorgeous in a cluster or on its own, too. Variants include a hemispherical version and also its vertical-shaped twin, the Iceberg Deep.

ICEBERG SPECIFICATIONS

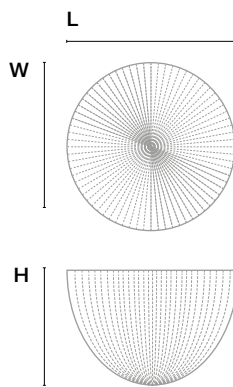
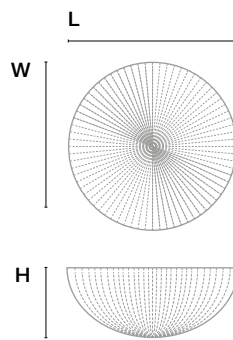
Collection: Crystalight
Type: suspended chandelier
Structure: polished stainless steel
Trimmings: full-cut crystal octagons and pendants

Bulb info: 28 W – G9 halogen
Cable: transparent PVC+PVC 250 cm / 98.4 in
Dimming: dimmable, phase cut

ICEBERG SIZES

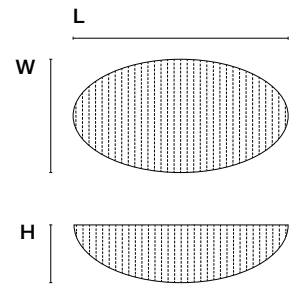
Model	Length (L)		Width (W)		Height (H)		Weight	
	cm	inch	cm	inch	cm	inch	kg	lb
Iceberg 30	30	11.8	30	11.8	25	9.8	3	6.6
Iceberg 40	40	15.7	40	15.7	25	9.8	5	11.0
Iceberg 50	50	19.7	50	19.7	25	9.8	6.5	14.3
Iceberg 60	60	23.6	60	23.6	30	11.8	11	24.3
Iceberg 70	70	27.6	70	27.6	30	11.8	12	26.5
Iceberg 80	80	31.5	80	31.5	35	13.8	17	37.5
Iceberg 90	90	35.4	90	35.4	40	15.7	21	46.3
Iceberg 100	100	39.4	100	39.4	45	17.7	24	52.9
Iceberg 120	120	47.2	120	47.2	50	19.7	31	68.3
Iceberg 140	140	55.1	140	55.1	55	21.7	50	110.2
Iceberg 160	160	63.0	160	63.0	70	27.6	57	125.7
Iceberg 180	180	70.9	180	70.9	70	27.6	71	156.5

Model	Length (L)		Width (W)		Height (H)		Weight	
	cm	inch	cm	inch	cm	inch	kg	lb
Iceberg Deep 30	30	11.8	30	11.8	80	31.5	9	19.8
Iceberg Deep 40	40	15.7	40	15.7	80	31.5	11	24.3
Iceberg Deep 50	50	19.7	50	19.7	100	39.4	16	35.3
Iceberg Deep 60	60	23.6	60	23.6	100	39.4	21	46.3

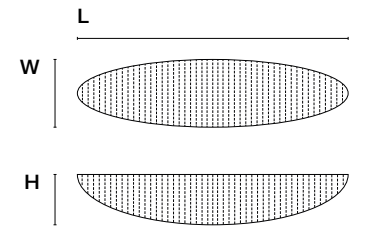




Model	Length (L)		Width (W)		Height (H)		Weight	
	cm	inch	cm	inch	cm	inch	kg	lb
Iceberg 100/40	100	39.4	40	15.7	28	11.0	8	17.6
Iceberg 120/48	120	47.2	48	18.9	30	11.8	11	24.3
Iceberg 140/56	140	55.1	56	22.0	32	12.6	14	30.9
Iceberg 160/64	160	63.0	64	25.2	34	13.4	18	39.7
Iceberg 180/72	180	70.9	72	28.3	36	14.2	21	46.3
Iceberg 200/80	200	78.7	80	31.5	38	15.0	30	66.1
Iceberg 220/88	220	86.6	88	34.6	40	15.7	32	70.5
Iceberg 240/96	240	94.5	96	37.8	42	16.5	35	77.2



Model	Length (L)		Width (W)		Height (H)		Weight	
	cm	inch	cm	inch	cm	inch	kg	lb
Iceberg 100/25	100	39.4	25	9.8	22	8.7	8	17.6
Iceberg 120/30	120	47.2	30	11.8	24	9.4	9	19.8
Iceberg 140/35	140	55.1	35	13.8	26	10.2	10	30.9
Iceberg 160/40	160	63.0	40	15.7	28	11.0	14	30.9
Iceberg 180/45	180	70.9	45	17.7	30	11.8	20	44.1
Iceberg 200/50	200	78.7	50	19.7	32	12.6	25	55.1
Iceberg 220/55	220	86.6	55	21.7	34	13.4	28	61.7
Iceberg 240/60	240	94.5	60	23.6	36	14.2	31	68.3

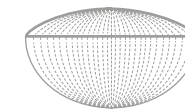


360° SPARKLE (+TOP)

Additional crystals on the top provide 360-degree sparkling from all points of view.

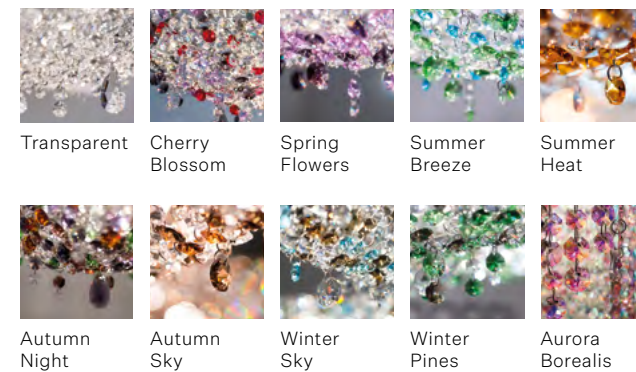


Iceberg




Iceberg +TOP

CRYSTAL COLOURS



STRUCTURE COLOURS



INFINITY



The Infinity crystal chandelier awakens the power of eternity with its never-ending loops. This contemporary chandelier symbolizes empowerment and everlasting beauty. It offers a playful and dynamic illumination concept to any setting. The shape of this exclusive pendant lamp will bring an artistic touch to your interior design project.

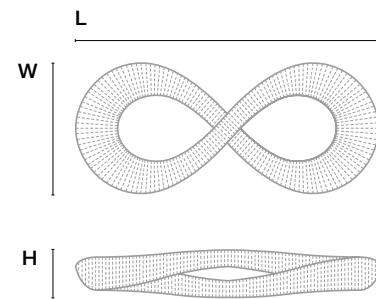
INFINITY SPECIFICATIONS

Collection: Crystalight
Type: suspended chandelier
Structure: polished stainless steel
Trimmings: full-cut crystal octagons and pendants

Bulb info: 28 W – G9 halogen
Cable: transparent PVC+PVC 250 cm / 98.4 in
Dimming: dimmable, phase cut

INFINITY SIZES

Model	Length (L)		Width (W)		Height (H)		Weight	
	cm	inch	cm	inch	cm	inch	kg	lb
Infinity 130	130	51.2	54	21.3	20	7.9	14	30.9
Infinity 150	150	59.1	62	24.4	23	9.1	20	44.1
Infinity 160	160	63.0	66	26.0	25	9.8	24	52.9
Infinity 180	180	70.9	74	29.1	28	11.0	28	61.7
Infinity 200	200	78.7	82	32.3	31	12.2	31	68.3



CRYSTAL COLOURS




Transparent Cherry Blossom Spring Flowers Summer Breeze Summer Heat



Autumn Night Autumn Sky Winter Sky Winter Pines Aurora Borealis


STRUCTURE COLOURS



Polished Stainless Steel Painted Gold Colour



With its geometric contour and a soft-curved bottom design, our Koi is available in several versions. Koi seduces with its elegant simplicity and is thus the preferred choice for representative spaces. Its versatility makes it adaptable to all kinds of environments and it provides a well-defined geometrical light.



K O I


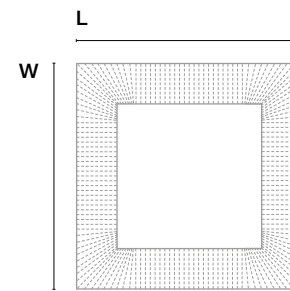
KOI SPECIFICATIONS

Collection: Crystalight
Type: suspended chandelier
Structure: polished stainless steel
Trimmings: full-cut crystal octagons and pendants

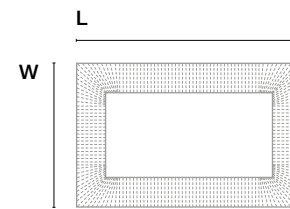
Bulb info: 28 W – G9 halogen
Cable: transparent PVC+PVC 250 cm / 98.4 in
Dimming: dimmable, phase cut

KOI SIZES

Model	Length (L)		Width (W)		Height (H)		Weight	
	cm	inch	cm	inch	cm	inch	kg	lb
Koi 80/80	80	31.5	80	31.5	18	7.1	16.5	36.4
Koi 100/100	100	39.4	100	39.4	18	7.1	21	46.3
Koi 120/120	120	47.2	120	47.2	18	7.1	23.5	51.8
Koi 140/140	140	55.1	140	55.1	18	7.1	32	70.5
Koi 160/160	160	63.0	160	63.0	18	7.1	39	86.0



Model	Length (L)		Width (W)		Height (H)		Weight	
	cm	inch	cm	inch	cm	inch	kg	lb
Koi 160/80	160	63.0	80	31.5	18	7.1	25.5	56.2
Koi 180/110	180	70.9	110	43.3	18	7.1	32	70.5
Koi 220/110	220	86.6	110	43.3	18	7.1	45	99.2
Koi 300/110	300	118.1	110	43.3	18	7.1	52	114.6
Koi 400/110	400	157.5	110	43.3	18	7.1	68	149.9




360° SPARKLE (+TOP)

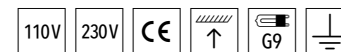
Additional crystals on the top provides 360-degree sparkling from all points of view.




Koi




Koi +TOP




CRYSTAL COLOURS



Transparent Cherry Blossom Spring Flowers Summer Breeze



Summer Heat Autumn Night Autumn Sky Winter Sky




Winter Pines Aurora Borealis

STRUCTURE COLOURS




Polished Stainless Steel Painted Gold Colour





THE IMPOSSIBLE
COLLECTION OF
CARS
COLLECTION OF
CARS



LINEA IS A RAINFALL OF LIGHT WITH SHIMMERING DROPS OF CRYSTAL. LIKE AN ENDLESS TRANSLUCENT CURTAIN, LINEA IS STRIKING IN ITS LENGTH. VARIOUS LENGTHS OF CRYSTAL ROWS GIVE OFF THE EFFECT OF A CONTINUOUS FLOW TO THE CHANDELIER. IT IS FREQUENTLY INSTALLED IN RECTANGULAR, NARROW SPACES SUCH AS CORRIDORS OR PASSAGEWAYS, BUT IS ALSO AN IDEAL CHOICE FOR SUSPENDING OVER A COUNTER.

LINEA

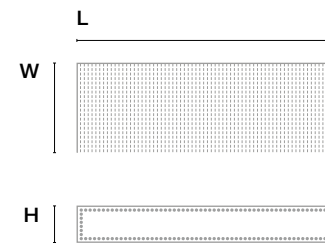
LINEA SPECIFICATIONS

Collection: Crystalight
Type: suspended chandelier
Structure: polished stainless steel
Trimmings: full-cut crystal octagons and pendants


Bulb info: 28 W – G9 halogen
Cable: transparent PVC+PVC 250 cm / 98.4 in
Dimming: dimmable, phase cut

LINEA SIZES

Model	Length (L)		Width (W)		Height (H)		Weight	
	cm	inch	cm	inch	cm	inch	kg	lb
Linea 100/14	100	39.4	14	5.5	40	15.7	9	19.8
Linea 120/14	120	47.2	14	5.5	40	15.7	10	22.0
Linea 140/14	140	55.1	14	5.5	40	15.7	12	26.5
Linea 160/14	160	63.0	14	5.5	40	15.7	15	33.1
Linea 180/14	180	70.9	14	5.5	40	15.7	18	39.7
Linea 200/14	200	78.7	14	5.5	40	15.7	21	46.3
Linea 220/14	220	86.6	14	5.5	40	15.7	24	52.9
Linea 240/14	240	94.5	14	5.5	40	15.7	27	59.5



CRYSTAL COLOURS




Transparent Cherry Blossom Spring Flowers Summer Breeze Summer Heat



Autumn Night Autumn Sky Winter Sky Winter Pines Aurora Borealis

STRUCTURE COLOURS



Polished Stainless Steel Painted Gold Colour





RAINFALL OF
LIGHT



As a modern version of one of the most ancient forms,
the omnipresent circle, Loop is a majestic chandelier.
Its application is generally recommended for interiors where it has
the space to create unparalleled harmony between light and space.
The Loop model can be installed on its own
or in different sized clusters.

LOOP

LOOP SPECIFICATIONS

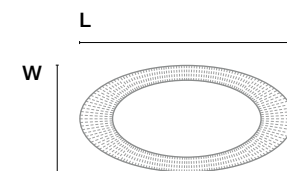
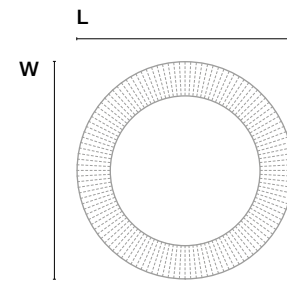
Collection: Crystalight
Type: suspended chandelier
Structure: polished stainless steel
Trimmings: full-cut crystal octagons and pendants

Bulb info: 28 W – G9 halogen
Cable: transparent PVC+PVC 250 cm / 98.4 in
Dimming: dimmable, phase cut

LOOP SIZES

Model	Length (L)		Width (W)		Height (H)		Weight	
	cm	inch	cm	inch	cm	inch	kg	lb
Loop 80	80	31.5	80	31.5	15	5.9	13	28.7
Loop 100	100	39.4	100	39.4	15	5.9	17	37.5
Loop 120	120	47.2	120	47.2	15	5.9	24	52.9
Loop 140	140	55.1	140	55.1	15	5.9	26	57.3
Loop 150	150	59.1	150	59.1	15	5.9	28	61.7
Loop 160	160	63.0	160	63.0	15	5.9	30	66.1
Loop 180	180	70.9	180	70.9	15	5.9	35	77.2
Loop 200	200	78.7	200	78.7	15	5.9	37	81.6
Loop 220	220	86.6	220	86.6	15	5.9	40	88.2
Loop 240	240	94.5	240	94.5	15	5.9	45	99.2

Loop 120/60	120	47.2	60	23.6	15	5.9	14	30.9
Loop 140/70	140	55.1	70	27.6	15	5.9	19	41.9
Loop 160/80	160	63.0	80	31.5	15	5.9	23	50.7
Loop 180/90	180	70.9	90	35.4	15	5.9	30	66.1
Loop 200/100	200	78.7	100	39.4	15	5.9	35	77.2
Loop 220/110	220	86.6	110	43.3	15	5.9	38	83.8
Loop 240/120	240	94.5	120	47.2	15	5.9	41	90.4



360° SPARKLE (+TOP)

Additional crystals on the top provide 360-degree sparkling from all points of view.




Loop




Loop +TOP



CRYSTAL COLOURS



Transparent Cherry Blossom Spring Flowers Summer Breeze



Summer Heat Autumn Night Autumn Sky Winter Sky




Winter Pines Aurora Borealis

STRUCTURE COLOURS



Polished Stainless Steel Painted Gold Colour





MOHA

A PERFECTLY SQUARE GEOMETRICAL SHAPE SET INTO CRYSTALS, THE PARALLEL EDGES OF MOHA BLEND COMPLETELY INTO THE SURROUNDINGS. ITS HARMONIOUS SHAPE, SYMBOLISING HAPPINESS AND POSITIVITY, ACCOUNTS FOR ITS POPULARITY. IT IS SUITABLE FOR INSTALLATION ON ITS OWN OR IN CLUSTERS. YOU CAN ALSO ORDER MOHA AS A PENDANT, IN STANDARD SIZES OR ACCORDING TO YOUR NEEDS.

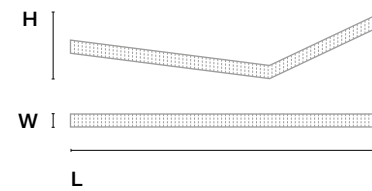
MOHA SPECIFICATIONS

Collection: Crystalight
Type: suspended chandelier
Structure: polished stainless steel
Trimmings: full-cut crystal octagons

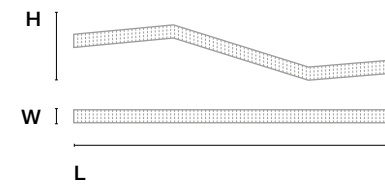
Bulb info: 28 W – G9 halogen
Cable: transparent PVC+PVC 250 cm / 98.4 in
Dimming: dimmable, phase cut

MOHA SIZES


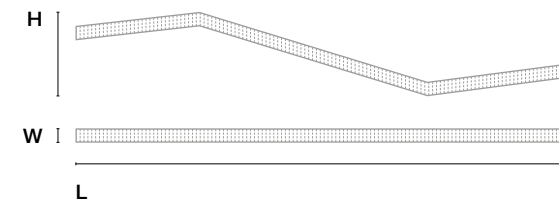
Model	Length		Width		Height		Weight	
	cm	inch	cm	inch	cm	inch	kg	lb
Moha 287	287	113	11	4.3	61	24	19	41.9




Model	Length		Width		Height		Weight	
	cm	inch	cm	inch	cm	inch	kg	lb
Moha 296	296	117.3	11	4.3	51	20.1	22	48.5



Model	Length		Width		Height		Weight	
	cm	inch	cm	inch	cm	inch	kg	lb
Moha 455	455	179.1	11	4.3	77	30.3	32.5	71.5





OENO



NAMED AFTER THE CORAL ATOLL IN THE SOUTH PACIFIC OCEAN THAT FORMS PART OF THE PITCAIRN ISLANDS' OVERSEAS TERRITORY. OENO REPRESENTS THIS PEACEFUL ISLAND EMBODYING A TRANQUIL HEAVEN. THE OENO MODEL'S GENTLE CURVES CREATE THIS SPECIALLY SHAPED ENSEMBLE, EXQUISITELY ORNAMENTING THE PREMISES IN WHICH IT IS INSTALLED.

OENO SPECIFICATIONS

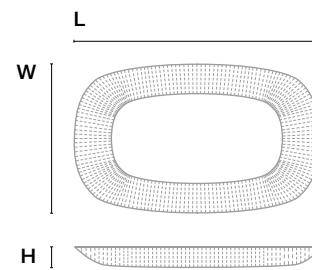
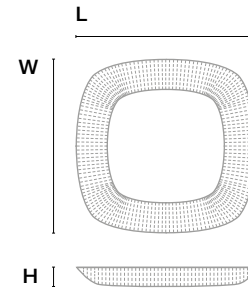
Collection: Crystalight
Type: suspended chandelier
Structure: polished stainless steel
Trimmings: full-cut crystal octagons and pendants

Bulb info: 28 W – G9 halogen
Cable: transparent PVC+PVC 250 cm / 98.4 in
Dimming: dimmable, phase cut

OENO SIZES

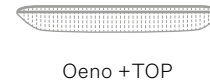
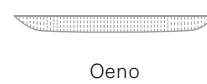
Model	Length (L)		Width (W)		Height (H)		Weight	
	cm	inch	cm	inch	cm	inch	kg	lb
Oeno 80/80	80	31.5	80	31.5	18	7.1	16	35.3
Oeno 100/100	100	39.4	100	39.4	18	7.1	19	41.9
Oeno 120/120	120	47.2	120	47.2	18	7.1	22	48.5
Oeno 140/140	140	55.1	140	55.1	18	7.1	30	66.1
Oeno 160/160	160	63.0	160	63.0	18	7.1	35	77.2

Model	Length (L)		Width (W)		Height (H)		Weight	
	cm	inch	cm	inch	cm	inch	kg	lb
Oeno 160/80	160	63.0	80	31.5	18	7.1	26	57.3
Oeno 180/110	180	70.9	110	43.3	18	7.1	38	83.8
Oeno 220/110	220	86.6	110	43.3	18	7.1	41	90.4
Oeno 300/110	300	118.1	110	43.3	18	7.1	48	105.8
Oeno 400/110	400	157.5	110	43.3	18	7.1	55	121.3



360° SPARKLE (+TOP)

Additional crystals on the top provide 360-degree sparkling from all points of view.



CRYSTAL COLOURS




Transparent Cherry Blossom Spring Flowers Summer Breeze Summer Heat

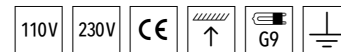


Autumn Night Autumn Sky Winter Pines Aurora Borealis

STRUCTURE COLOURS



Polished Stainless Steel Painted Gold Colour







Perfect for multiple installations, Polaris is astonishingly dense in shape. Entailing both mineral and stellar associations, this chandelier captivates and represents a new departure in the manufacturing possibilities of the brand.

Polaris is available in three standard shapes and can be further enhanced by choice combinations of coloured crystals.

It can be installed on its own or in different sized clusters.

P O L A R I S

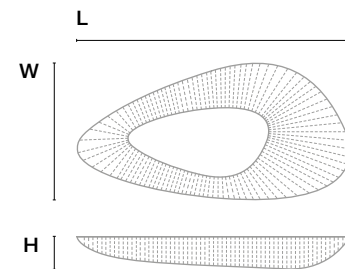
POLARIS SPECIFICATIONS

Collection: Crystalight
Type: suspended chandelier
Structure: polished stainless steel
Trimmings: full-cut crystal octagons and pendants

Bulb info: 28 W – G9 halogen
Cable: transparent PVC+PVC 250 cm / 98.4 in
Dimming: dimmable, phase cut

POLARIS SIZES

Model	Length		Width		Height		Weight	
	cm	inch	cm	inch	cm	inch	kg	lb
Polaris 70/37	70	27.6	37	14.6	14	5.5	7	15.4
Polaris 100/53	100	39.4	53	20.9	16	6.3	12	26.5
Polaris 120/65	120	47.2	65	25.6	18	7.1	15	33.1



360° SPARKLE (+TOP)

Additional crystals on the top provide 360-degree sparkling from all points of view.



Polaris




Polaris +TOP

CRYSTAL COLOURS




Transparent Cherry Blossom Spring Flowers Summer Breeze Summer Heat



Autumn Night Autumn Sky Winter Sky Winter Pines Aurora Borealis

STRUCTURE COLOURS



Polished Stainless Steel Painted Gold Colour






AN INIMITABLE
SHAPE

This chandelier demonstrates the effect of gravity in space: Rio is asymmetry combined with the perfect regularity of the circle. It is the chandelier of choice for those desiring a twist on the everyday symmetrical forms.

You can choose from a transparent or coloured crystal combination. It is suitable for installation on its own or in different sized clusters.



RIO

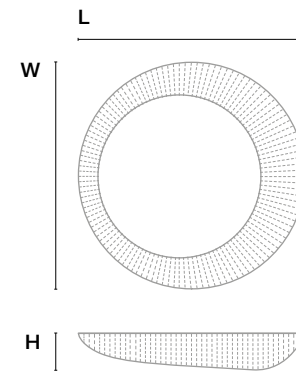
RIO SPECIFICATIONS

Collection: Crystalight
Type: suspended chandelier
Structure: polished stainless steel
Trimmings: full-cut crystal octagons

Bulb info: 28 W – G9 halogen
Cable: transparent PVC+PVC 250 cm / 98.4 in
Dimming: dimmable, phase cut

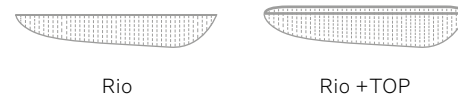
RIO SIZES

Model	Length		Width		Height		Weight	
	cm	inch	cm	inch	cm	inch	kg	lb
Rio 100	100	39.4	100	39.4	17	6.7	16	35.3
Rio 120	120	47.2	120	47.2	18	7.1	20	44.1
Rio 140	140	55.1	140	55.1	19	7.5	25	55.1
Rio 160	160	63.0	160	63.0	19	7.5	32	70.5
Rio 180	180	70.9	180	70.9	19	7.5	40	88.2




360° SPARKLE (+TOP)

Additional crystals on the top provide 360-degree sparkling from all points of view.



CRYSTAL COLOURS




Transparent Cherry Blossom Spring Flowers Summer Breeze Summer Heat



Autumn Night Autumn Sky Winter Sky Winter Pines Aurora Borealis

STRUCTURE COLOURS



Polished Stainless Steel Painted Gold Colour





SILK



Silk represents the flowing lightness of matter – a smooth, refined to the tiniest detail and absolutely stunning contemporary chandelier. This distinctive model is the perfect choice for clean, minimalist spaces where we want to bring sparkle. Recommended to be installed in clusters of various sizes.

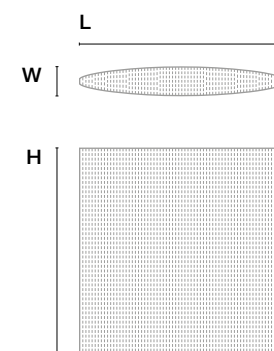
SILK SPECIFICATIONS

Collection: Crystalight
Type: suspended chandelier
Structure: polished stainless steel
Trimmings: full-cut crystal octagons

Bulb info: LED
Cable: transparent PVC+PVC 250 cm / 98.4 in
Dimming: dimmable, 1-10V

SILK SIZES

Model	Length (L)		Width (W)		Height (H)		Weight	
	cm	inch	cm	inch	cm	inch	kg	lb
Silk 22	22	8.7	8	3.1	40	15.7	5	11.0
Silk 40	40	15.7	8	3.1	40	15.7	7	15.4
Silk 60	60	23.6	8	3.1	40	15.7	9	19.8
Silk 140	140	55.1	8	3.1	30	11.8	11	24.3



CRYSTAL COLOURS




Transparent Cherry Blossom Spring Flowers Summer Breeze Summer Heat



Autumn Night Autumn Sky Winter Sky Winter Pines Aurora Borealis



STRUCTURE COLOURS




Polished Stainless Steel Painted Gold Colour



THE FLOWING
LIGHTNESS OF
MATTER



SU



The exclusive hexagon of Su is an alluring contemporary chandelier, which will create a complex geometrical light and bring a luxurious touch to a modern interior. Our Su model is able to shape a space and complement it with its natural and modern vibe. You can choose a transparent or coloured crystal combination in standard sizes.

Depending upon the interior it is placed in, Su can be installed on its own or looks gorgeous in geometrical clusters of various sizes.

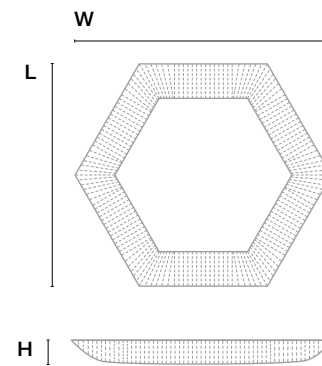
SU SPECIFICATIONS

Collection: Crystalight
Type: suspended chandelier
Structure: polished stainless steel
Trimmings: full-cut crystal octagons

Bulb info: 28 W – G9 halogen
Cable: transparent PVC+PVC 250 cm / 98.4 in
Dimming: dimmable, phase cut

SU SIZES

Model	Length (L)		Width (W)		Height (H)		Weight	
	cm	inch	cm	inch	cm	inch	kg	lb
Su 80	80	31.5	93	36.6	15	5.9	11	24.3
Su 100	100	39.4	115	45.3	15	5.9	15	33.1
Su 120	120	47.2	138	54.3	15	5.9	22	48.5
Su 140	140	55.1	162	63.8	15	5.9	27	59.5




360° SPARKLE (+TOP)

Additional crystals on the top provide 360-degree sparkling from all points of view.



CRYSTAL COLOURS



Transparent Cherry Blossom Spring Flowers Summer Breeze Summer Heat



Autumn Night Autumn Sky Winter Sky Winter Pines Aurora Borealis

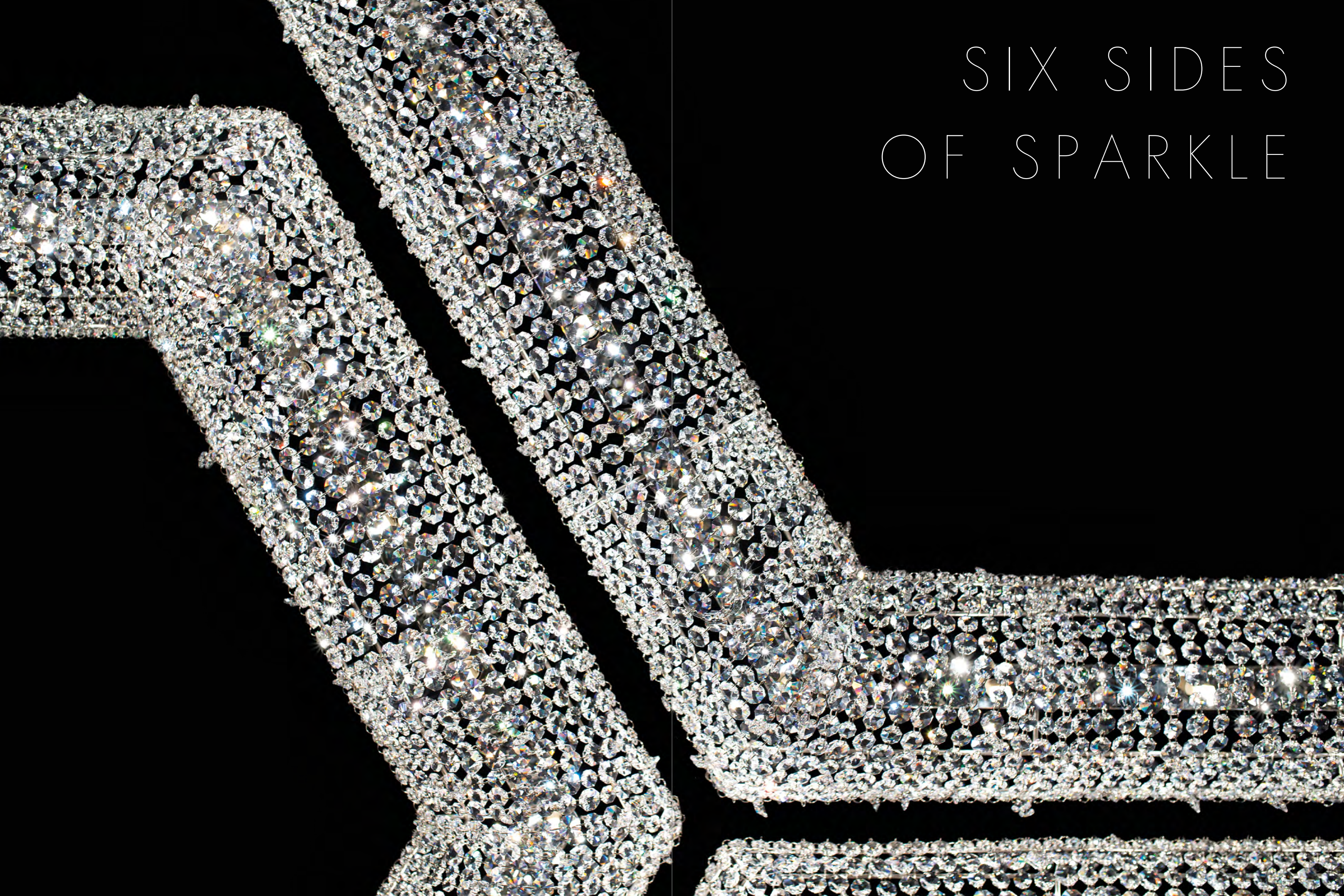
STRUCTURE COLOURS



Polished Stainless Steel Painted Gold Colour



SIX SIDES
OF SPARKLE





Reminiscent of waves on a transcendently calm ocean, Vague represents the next generation of Manooi chandeliers and is a precursor to the Crystalight Collection. With its dynamic shape and sinusoidal appearance, Vague demonstrates the true potential of crystals and showcases Manooi expertise at its finest. It can be installed on its own or in different sized clusters.

V A G U E

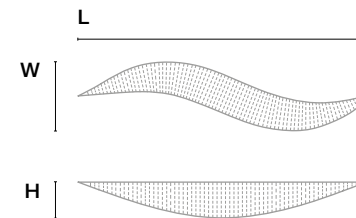
VAGUE SPECIFICATIONS

Collection: Crystalight
Type: suspended chandelier
Structure: polished stainless steel
Trimmings: full-cut crystal octagons and pendants

Bulb info: 28 W – G9 halogen
Cable: transparent PVC+PVC 250 cm / 98.4 in
Dimming: dimmable, phase cut

VAGUE SIZES


Model	Length (L)		Width (W)		Height (H)		Weight	
	cm	inch	cm	inch	cm	inch	kg	lb
Vague 120	120	47.2	40	15.7	25	9.8	7	15.4
Vague 160	160	63.0	42.5	16.7	24	9.4	10	22.0
Vague 180	180	70.9	47	18.5	24	9.4	14	30.9
Vague 240	240	94.5	73.7	28.9	35	13.8	24	52.9
Vague 360	360	141.7	85.8	33.6	39	15.4	42	92.6



CRYSTAL COLOURS




Transparent Cherry Blossom Spring Flowers Summer Breeze Summer Heat



Autumn Night Autumn Sky Winter Sky Winter Pines Aurora Borealis

STRUCTURE COLOURS



Polished Stainless Steel Painted Gold Colour



A FLOATING
WAVE OF
JEWEL



VOILE

THE VOILE CHANDELIER IS DESIGNED TO STAND THE TEST OF TIME. IT COMBINES THE LATEST LED TECHNOLOGY WITH ARTISTIC MANUFACTURING TECHNIQUES. ITS VERSATILITY MAKES IT ADAPTABLE TO ALL KINDS OF SPACES. IT IS AVAILABLE IN DIFFERENT SIZES AND SHAPES TO SUIT YOUR IMAGINATION. RECOMMENDED TO BE INSTALLED IN CLUSTERS, THE NUMBER OF COMBINATIONS FOR THIS MODEL IS INFINITE.



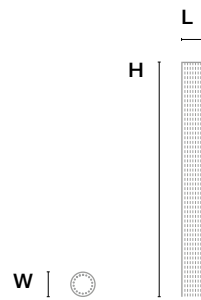
VOILE SPECIFICATIONS

Collection: Crystalight
Type: suspended chandelier
Structure: polished stainless steel
Trimmings: full-cut crystal octagons

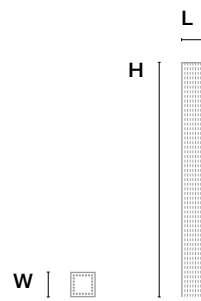
Bulb info: 7,5W – GU10 LED
Cable: transparent PVC+PVC 250 cm / 98.4 in
Dimming: dimmable, phase cut

VOILE SIZES

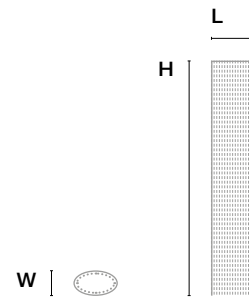
Model	Length (L)		Width (W)		Height (H)		Weight	
	cm	inch	cm	inch	cm	inch	kg	lb
Voile C 8	8	3.1	8	3.1	100	39.4	4	8.8



Model	Length (L)		Width (W)		Height (H)		Weight	
	cm	inch	cm	inch	cm	inch	kg	lb
Voile Q 8/8	8	3.1	8	3.1	100	39.4	4	8.8
Voile Q 8/16	8	3.1	16	6.3	128	50.4	8	17.6
Voile Q 8/22	8	3.1	22	8.7	140	55.1	10	22.0




Model	Length (L)		Width (W)		Height (H)		Weight	
	cm	inch	cm	inch	cm	inch	kg	lb
Voile O 8/16	8	3.1	16	6.3	128	50.4	7	15.4
Voile O 8/22	8	3.1	22	8.7	140	55.1	9	19.8






CRYSTAL COLOURS



Transparent Cherry Blossom Spring Flowers Summer Breeze



Summer Heat Autumn Night Autumn Sky Winter Sky



Winter Pines Aurora Borealis

STRUCTURE COLOURS



Polished Stainless Steel Painted Gold Colour

PERSONAL
UNIVERSE
COLLECTION



DEEP SKY



Deep Sky is an attempt to grasp the infinity of space, composed of crystals augmented by their own reflections. This endless mass of twinkling stars is only visible from below, within the solid mirror box structure concealing a sparkling multitude.

Available in 18 standard sizes for different architectural spaces, Deep Sky is the most versatile and popular chandelier in the Personal Universe Collection.

DEEP SKY SPECIFICATIONS


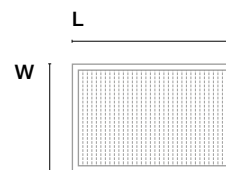
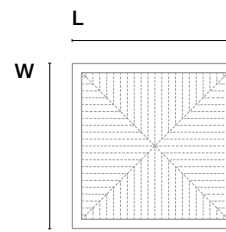
Collection: Personal Universe
Type: suspended chandelier
Structure: polished stainless steel, painted MDF / wood veneer / leather, mirror

Trimmings: full-cut crystal octagons and pendants
Bulb info: 28 W – G9 halogen
Cable: transparent PVC+PVC 250 cm / 98.4 in
Dimming: dimmable, phase cut

DEEP SKY SIZES

Model	Length (L)		Width (W)		Height (H)		Weight	
	cm	inch	cm	inch	cm	inch	kg	lb
Deep Sky 80/80/28	80	31.5	80	31.5	28	11.0	49	108.0
Deep Sky 100/100/28	100	39.4	100	39.4	28	11.0	52	114.6
Deep Sky 120/120/28	120	47.2	120	47.2	28	11.0	64	141.1
Deep Sky 80/80/40	80	31.5	80	31.5	40	15.7	54	119.0
Deep Sky 100/100/40	100	39.4	100	39.4	40	15.7	60	132.3
Deep Sky 120/120/40	120	47.2	120	47.2	40	15.7	73	160.9


Model	Length (L)		Width (W)		Height (H)		Weight	
	cm	inch	cm	inch	cm	inch	kg	lb
Deep Sky 160/48/28	160	63.0	48	18.9	28	11.0	53	116.8
Deep Sky 160/80/28	160	63.0	80	31.5	28	11.0	67	147.7
Deep Sky 120/100/28	120	47.2	100	39.4	28	11.0	65	143.3
Deep Sky 160/100/28	160	63.0	100	39.4	28	11.0	78	172.0
Deep Sky 160/120/28	160	63.0	120	47.2	28	11.0	86	189.6
Deep Sky 200/120/28	200	78.7	120	47.2	28	11.0	99	218.3
Deep Sky 160/48/40	160	63.0	48	18.9	40	15.7	62	136.7
Deep Sky 160/80/40	160	63.0	80	31.5	40	15.7	75	165.3
Deep Sky 120/100/40	120	47.2	100	39.4	40	15.7	73	160.9
Deep Sky 160/100/40	160	63.0	100	39.4	40	15.7	87	191.8
Deep Sky 160/120/40	160	63.0	120	47.2	40	15.7	96	211.6
Deep Sky 200/120/40	200	78.7	120	47.2	40	15.7	111	244.7



EXTERIOR



Painted Black MDF Painted White MDF Wood Veneer




Leather Corian™

INTERIOR



Black Glass Mirror Bronze Mirror

STRUCTURE COLOURS



Polished Stainless Steel Painted Gold Colour



Far beyond our galaxy in the deep sky, there are billions and billions of galaxies with trillions of sparkling stars. The marvellous Deep Sky Orient crystal chandelier follows Islamic heritage and traditional designs and translates them into a modern design pattern. Due to its special mirror box covered with Corian®, the pattern is even more visible when the chandelier is turned on.

Exquisite Fineline is a curved beam of pure light, frozen in the flash of a second. The combination of fine geometry and its luxurious crystals makes Fineline a great choice for a wide range of interiors. This chandelier looks especially striking in compositions, with the possibility to create truly peerless and playful lighting solutions.



FINELINE

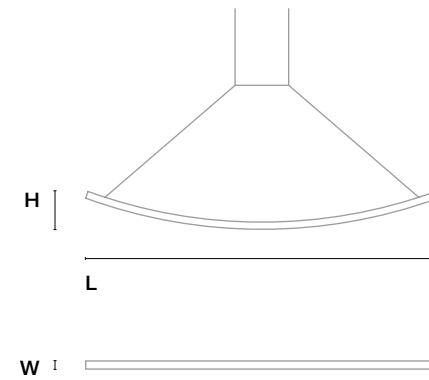
FINELINE SPECIFICATIONS

Collection: Personal Universe
Type: suspended chandelier
Structure: painted aluminium and steel
Trimmings: full-cut crystal squares

Bulb info: 18 W/m – LED
Cable: black FEP+PVC 250 cm / 98.4 in
Dimming: dimmable, push, 1-10V, PWM, resistance

FINELINE SIZES

Model	Length (L)		Width (W)		Height (H)		Weight	
	cm	inch	cm	inch	cm	inch	kg	lb
Fineline 80	80	31.5	2	0.8	9	3.5	2	4.4
Fineline 100	100	39.0	2	0.8	11	4.3	2	4.4
Fineline 120	120	46.5	2	0.8	12	4.7	2	4.4
Fineline 140	140	54.3	2	0.8	14	5.5	3	6.6



FINISHES



Painted
Black

Painted
White



A BEAM
 OF PURE LIGHT,
 FROZEN IN THE FLASH
 OF A SECOND







HALO

Halo is named after the optical phenomenon that one can sometimes observe in the sky – a mystical circle encompassing the Sun or the Moon.

Halo was designed with the intention of maintaining an apparent airiness by using a minimum of matter without ever compromising on the quality or the effect rendered. This one-of-a-kind piece reminds us of the excellent capacity and phenomena that light can create. Every crystal is carefully assembled into small branches, emerging like light beams that would be covered with frost and diffract the light into thousands of sparkles.

Halo can be installed either vertically or horizontally depending on your conceptions.

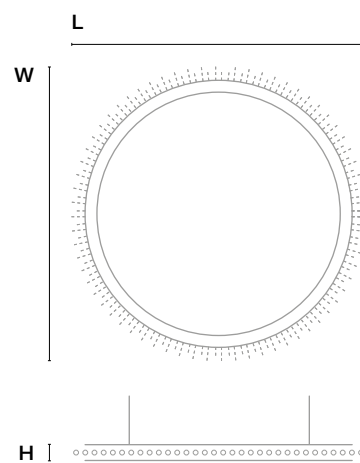
HALO SPECIFICATIONS

Collection: Personal Universe
Type: suspended chandelier
Structure: painted aluminium
Trimmings: full-cut crystal beads

Bulb info: 20 W/m – LED
Cable: transparent PVC+PVC 250 cm / 98.4 in
Dimming: dimmable, phase cut

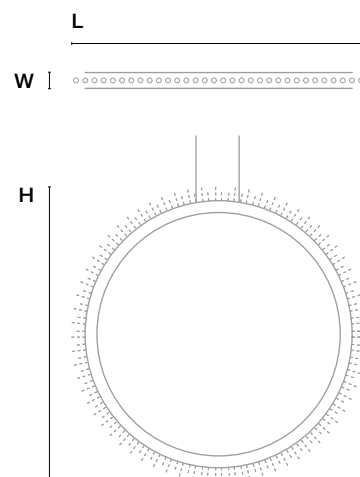
HALO SIZES (horizontal version)

Model	Length (L)		Width (W)		Height (H)		Weight	
	cm	inch	cm	inch	cm	inch	kg	lb
Halo 40	40	15.7	124	15.7	3	1.2	2	4.4
Halo 54	54	21.3	80	21.3	3	1.2	3	6.6
Halo 80	80	31.5	54	31.5	3	1.2	4	8.8
Halo 124	124	48.8	40	48.8	3	1.2	6	13.2





HALO SIZES (vertical version)

Model	Length (L)		Width (W)		Height (H)		Weight	
	cm	inch	cm	inch	cm	inch	kg	lb
Halo 40	40	15.7	3	1.2	40	15.7	2	4.4
Halo 54	54	21.3	3	1.2	54	21.3	3	6.6
Halo 80	80	31.5	3	1.2	80	31.5	4	8.8
Halo 124	124	48.8	3	1.2	124	48.8	6	13.2



FINISHES





A MYSTICAL
CIRCLE

HANABI



Hanabi from Manooi grasps the sensation and effect of the shimmering light of fireworks. Creating a splendid impression using the finest crystals and high-tech LED components, this contemporary designer lighting can be combined limitlessly in compositions filling enormous spaces with the elegant play of light. This chandelier looks stunning in various style and shape clusters, for a striking impact.

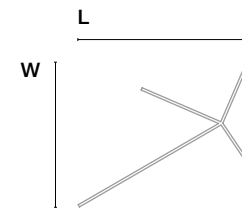
HANABI SPECIFICATIONS

Collection: Personal Universe
Type: suspended chandelier
Structure: polished core; aluminium and stainless steel branches

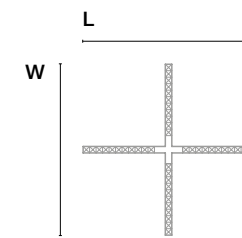
Trimming: crystal squares
Bulb info: 18 W/m – LED
Cable: black PVC+PVC 250 cm / 98.4 in
Dimming: dimmable, push, 1-10V, PWM, resistance

HANABI SIZES

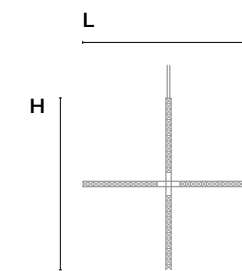
Model	Length (L)		Width (W)		Height (H)		Weight	
	cm	inch	cm	inch	cm	inch	kg	lb
Hanabi Spark 128	128	50.4	110	43.3	94	37	8	17.6
Hanabi Spark 150	150	59.1	78	30.7	72	28.3	10	22.0



Model	Length (L)		Width (W)		Height (H)		Weight	
	cm	inch	cm	inch	cm	inch	kg	lb
Hanabi X 80	80	31.5	80	31.5	3	1.2	3	6.6
Hanabi X 100	100	39.4	100	39.4	3	1.2	4	8.8



Model	Length (L)		Width (W)		Height (H)		Weight	
	cm	inch	cm	inch	cm	inch	kg	lb
Hanabi Star 80	80	31.5	80	31.5	80	31.5	6	13.2
Hanabi Star 100	100	39.4	100	39.4	100	39.4	8	17.6


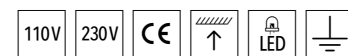


FINISHES



Polished
Stainless
Steel


150





ORIGO

Origo is a gorgeous crystal pendant lamp, in which luxury is combined with simplicity in a harmonious interplay. The name Origo invokes the infinite light which is found in the very origins of our universe. This pendant lamp allows for many arrangement possibilities – as single elements or as impressive compositions – bringing a special exclusive touch to your room. Origo is created with premium quality crystal and is available in various finishing variations, making it a perfect choice for complex interior solutions. Recommended to be installed in clusters of various sizes.



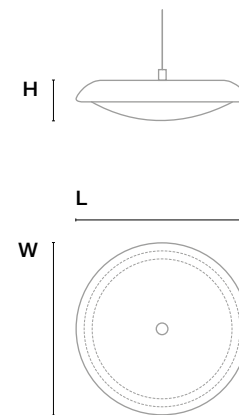
ORIGO SPECIFICATIONS

Collection: Personal Universe
Type: suspended chandelier
Structure: polished or brushed copper/painted steel
Trimmings: full-cut crystal octagons


Bulb info: 15-18 W — LED
Cable: black FEP+PVC 250 cm / 98.4 in
Dimming: dimmable, push, 0-10V, PWM, resistance

ORIGO SIZES

Model	Length (L)		Width (W)		Height (H)		Weight	
	cm	inch	cm	inch	cm	inch	kg	lb
Origo 16	16	6.3	16	6.3	4	1.6	1	2.2
Origo 20	20	7.9	20	7.9	5	2.0	2	4.4



FINISHES



Polished Copper Brushed Copper Painted Black Painted White



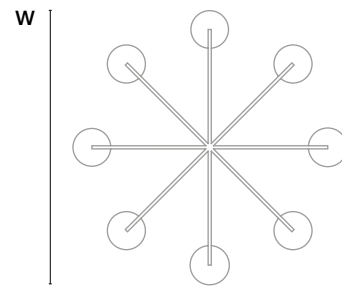
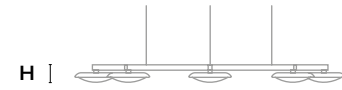
ORIGO STAR SPECIFICATIONS

Collection: Personal Universe
Type: suspended chandelier
Structure: polished or brushed copper/painted steel
Trimmings: full-cut crystal octagons

Bulb info: 15-18 W — LED
Cable: black FEP+PVC 250 cm / 98.4 in
Dimming: dimmable, push, 0-10V, PWM, resistance

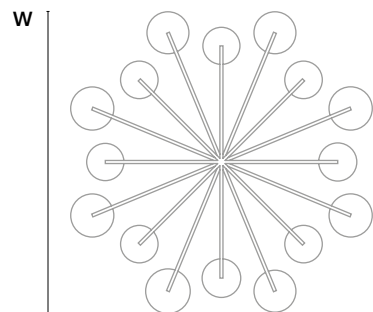
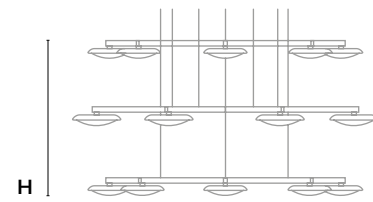
ORIGO STAR SIZES

Model	Length (L)		Width (W)		Height (H)		Weight	
	cm	inch	cm	inch	cm	inch	kg	lb
Origo Star 116	116	45.7	116	45.7	7	2.8	16	35.3
Origo Star 150	150	59.1	150	59.1	8	3.1	24	52.9



ORIGO STAR SET SIZES

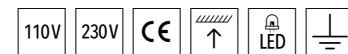
Model	Length (L)		Width (W)		Height (H)		Weight	
	cm	inch	cm	inch	cm	inch	kg	lb
Origo Star Set	150	59.1	150	59.1	50	19.7	56	123.5



FINISHES



Polished Copper Brushed Copper Painted Black Painted White



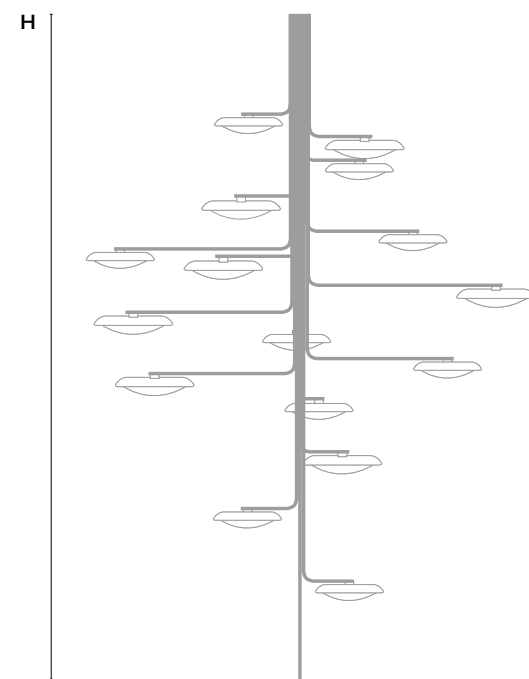
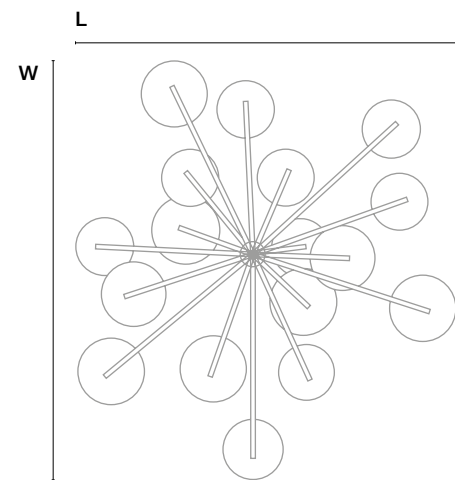
ORIGO PULSAR SPECIFICATIONS

Collection: Personal Universe
Type: suspended chandelier
Structure: polished or brushed copper/painted steel
Trimmings: full-cut crystal octagons

Bulb info: 15, 18 W — LED
Cable: black FEP+PVC 250 cm / 98.4 in
Dimming: dimmable, push, 0-10V, PWM, resistance

ORIGO PULSAR SIZES

Model	Length (L)		Width (W)		Height (H)		Weight	
	cm	inch	cm	inch	cm	inch	kg	lb
Origo Pulsar	130	51.2	130	51.2	170	66.9	45	99.2



FINISHES



Polished Copper Brushed Copper Painted Black Painted White



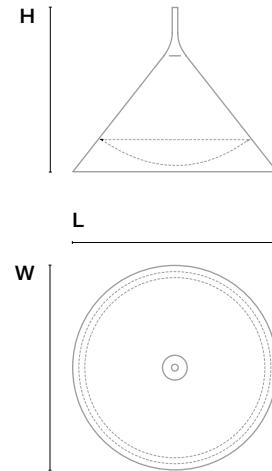
ORIGO CONE SPECIFICATIONS

Collection: Personal Universe
Type: suspended chandelier
Structure: brushed copper/painted steel
Trimmings: full-cut crystal octagons

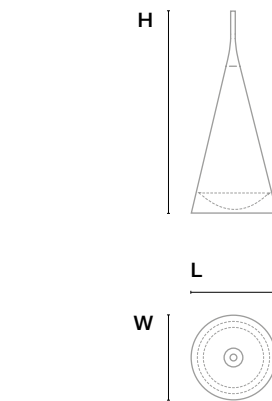
Bulb info: 6-15-18 W — LED
Cable: black FEP+PVC 250 cm / 98.4 in
Dimming: dimmable, push, 0-10V, PWM, resistance

ORIGO CONE SIZES


Model	Length		Width		Height		Weight	
	cm	inch	cm	inch	cm	inch	kg	lb
Origo Cone 20/16	20	7.9	20	7.9	16	6.3	1	2.2
Origo Cone 24/18	24	9.4	24	9.4	18	7.1	2	4.4



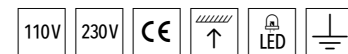
Model	Length		Width		Height		Weight	
	cm	inch	cm	inch	cm	inch	kg	lb
Origo Cone 10/24	10	3.9	10	3.9	24	9.4	1	2.2



FINISHES



Brushed Copper Painted Black Painted White



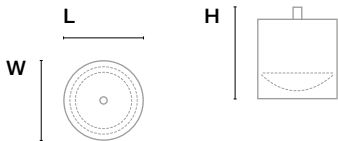
ORIGO TUBE SPECIFICATIONS

Collection: Personal Universe
Type: suspended chandelier
Structure: brushed copper/painted steel
Trimmings: full-cut crystal octagons

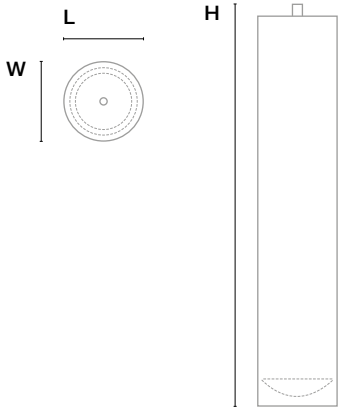
Bulb info: 6 W — LED
Cable: black FEP+PVC 250 cm / 98.4 in
Dimming: dimmable, push, 0-10V, PWM, resistance

ORIGO TUBE SIZES


Model	Length (L)		Width (W)		Height (H)		Weight	
	cm	inch	cm	inch	cm	inch	kg	lb
Origo Tube 9/9	9	3.5	9	3.5	9	3.5	2	4.4



Model	Length (L)		Width (W)		Height (H)		Weight	
	cm	inch	cm	inch	cm	inch	kg	lb
Origo Tube 45/9	9	3.5	9	3.5	45	17.7	3	6.6



FINISHES



Brushed Copper Painted Black Painted White



Since debuting in the main hall of the Hungarian Art Gallery in Budapest, Ozero remains the symbol of luxurious design and outstanding craftsmanship. The refined shades of this contemporary pendant lamp are available in various colour solutions, while the crystal adornments can be customised in multiple colour variations.

O Z E R O



CONTEMPORARY
DESIGN WITH
A LUXURIOUS
CRYSTALLINE SHINE

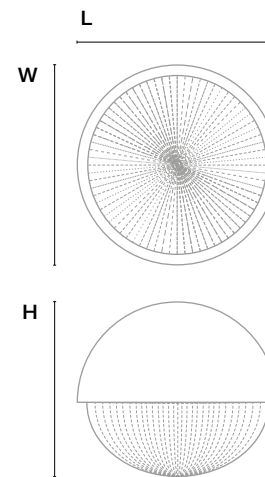
OZERO SPECIFICATIONS

Collection: Personal Universe
Type: suspended chandelier
Structure: fiberglass & polished stainless steel
Trimmings: full-cut crystal octagons and pendants


Bulb info: 28 W – G9 halogen
Cable: black / white textile — 250 cm / 98.4 in
Dimming: dimmable, phase cut

OZERO SIZES

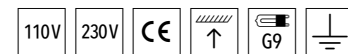

Model	Length (L)		Width (W)		Height (H)		Weight	
	cm	inch	cm	inch	cm	inch	kg	lb
Ozero 60	60	23.6	60	23.6	55	21.7	12	26.5
Ozero 100	100	39.4	100	39.4	85	33.5	35	77.2
Ozero 180	180	70.9	180	70.9	105	41.3	90	198.4



FINISHES



CRYSTAL COLOURS





COMPRISING A MYRIAD OF CRYSTALS IN
A CIRCULAR WORK OF ART, TONDO BOOSTS
THE PERSONAL UNIVERSE COLLECTION.
HERE, MANOOI'S CRYSTAL CHAIN EXPERTISE
IS COMBINED WITH CONTEMPORARY DESIGN.
AVAILABLE IN THREE VERSIONS – AS A FLOOR
LAMP, TABLE LAMP OR A SUSPENDED
CHANDELIER. TONDO IS THE FIRST CHOICE
FOR STATE-OF-THE-ART LOFT CONVERSIONS
AND BOUTIQUE HOTELS ALIKE, BUT IT
ALSO CAN GIVE A LUXURIOUS FEEL TO
PERSONAL SPACES, TOO.



TONDO

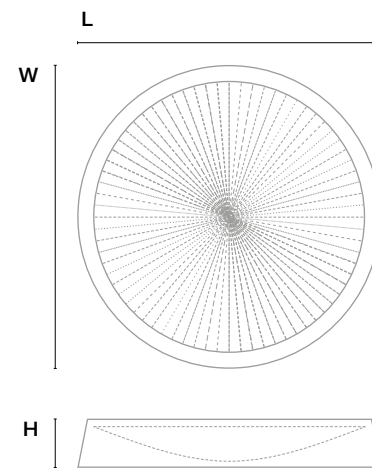
TONDO SPECIFICATIONS

Collection: Personal Universe
Type: suspended chandelier
Structure: painted steel & polished stainless steel
Trimmings: full-cut crystal octagons and pendants

Bulb info: 28 W – G9 halogen
Cable: black / white textile — 250 cm / 98.4 in
Dimming: dimmable, phase cut

TONDO SIZES

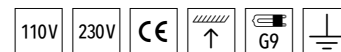

Model	Length (L)		Width (W)		Height (H)		Weight	
	cm	inch	cm	inch	cm	inch	kg	lb
Tondo 36	36	14.2	36	14.2	7	2.8	5	11.0
Tondo 54	54	21.3	54	21.3	7	2.8	8	17.6
Tondo 80	80	31.5	80	31.5	10	3.9	15	33.1



FINISHES



CRYSTAL COLOURS





A FUSION OF
MATERIAL, DESIGN
AND CRYSTAL



WISSH

Like the sight of a shooting star captivating the beholder, Wissh symbolises a meteor entering our atmosphere and illuminating a summer night, fascinating us in the same way. As a dynamic and magnificent piece of architecture, Wissh enlivens the space.


WISSH SPECIFICATIONS

Collection: Personal Universe
Type: suspended chandelier
Structure: painted steel & polished stainless steel
Trimmings: crystal beads

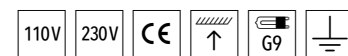
Bulb info: 28 W – G9 halogen
Cable: transparent PVC+PVC 250 cm / 98.4 in
Dimming: dimmable, phase cut

WISSH SIZES

Model	Length		Width		Height		Weight	
	cm	inch	cm	inch	cm	inch	kg	lb
Wissh 280	280	110.2	20	7.9	40	15.7	17	37.5
Wissh 560	560	220.5	40	15.7	80	31.5	45	99.2



FINISHES





FLOOR,
TABLE

WALL &
LAMPS

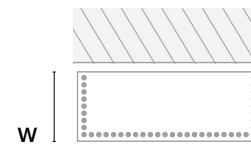
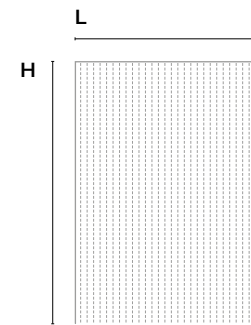
LINEA W SPECIFICATIONS

Collection: Crystalight
Type: wall lamp
Structure: polished stainless steel


Trimmings: full-cut crystal octagons and pendants
Bulb info: 28 W – G9 halogen
Dimming: dimmable, phase cut

LINEA W SIZES

Model	Length (L)		Width (W)		Height (H)		Weight	
	cm	inch	cm	inch	cm	inch	kg	lb
Linea W 16/35	16	6.3	9	3.5	35	13.8	1.5	3.3
Linea W 20/35	20	7.9	9	3.5	35	13.8	2	4.4
Linea W 25/35	25	9.8	9	3.5	35	13.8	2.5	5.5
Linea W 40/35	40	15.7	9	3.5	35	13.8	3	6.6
Linea W 60/35	60	23.6	9	3.5	35	13.8	4	8.8
Linea W 80/35	80	31.5	9	3.5	35	13.8	6	13.2
Linea W 100/35	100	39.4	9	3.5	35	13.8	7	15.4
Linea W 120/35	120	47.2	9	3.5	35	13.8	9	19.8



CRYSTAL COLOURS




Transparent Cherry Blossom Spring Flowers Summer Breeze Summer Heat



Autumn Night Autumn Sky Winter Sky Winter Pines Aurora Borealis

STRUCTURE COLOURS



Polished Stainless Steel Painted Gold Colour



LINEA W

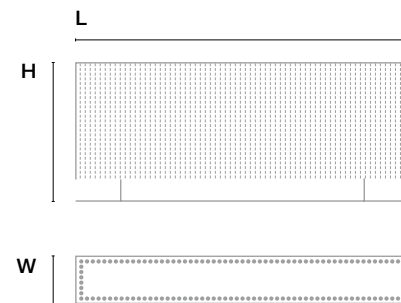
LINEA T SPECIFICATIONS

Collection: Crystallight
Type: table lamp
Structure: polished stainless steel
Trimmings: full-cut crystal octagons and pendants

Bulb info: 28 W – G9 halogen
Cable: 150cm / 59.1 in
Dimming: dimmable, phase cut

LINEA T SIZES


Model	Length (L)		Width (W)		Height (H)		Weight	
	cm	inch	cm	inch	cm	inch	kg	lb
Linea T 25	25	9.8	16	6.3	40	15.7	9	19.8
Linea T 40	40	15.7	16	6.3	40	15.7	12	26.5
Linea T 60	60	23.6	16	6.3	40	15.7	15	33.1
Linea T 80	80	31.5	16	6.3	40	15.7	18	39.7
Linea T 100	100	39.4	16	6.3	40	15.7	21	46.3
Linea T 120	120	47.2	16	6.3	40	15.7	23	50.7



CRYSTAL COLOURS




Transparent Cherry Blossom Spring Flowers Summer Breeze Summer Heat



Autumn Night Autumn Sky Winter Sky Winter Pines Aurora Borealis

STRUCTURE COLOURS



Polished Stainless Steel Painted Gold Colour

LINEA T



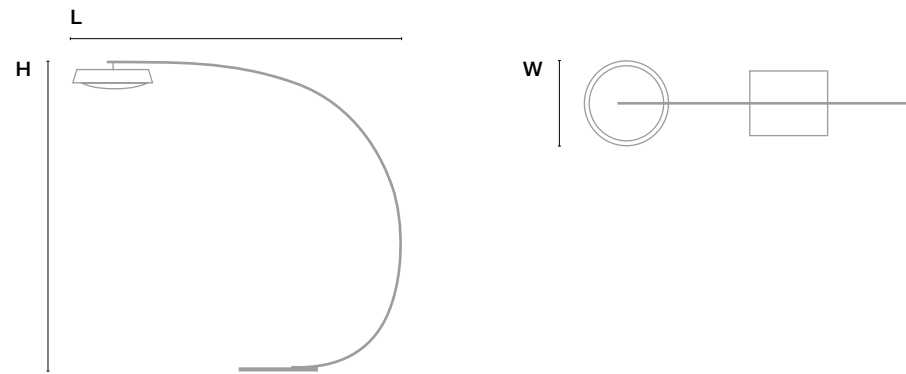
TONDO F SPECIFICATIONS

Collection: Personal Universe
Type: floor lamp
Structure: polished stainless steel, painted steel
Trimmings: full-cut crystal octagons and pendants


Bulb info: 28 W – G9 halogen
Cable: 300cm / 118.1 in
Dimming: dimmable, phase cut

TONDO F SIZES

Model	Length		Width		Height		Weight	
	cm	inch	cm	inch	cm	inch	kg	lb
Tondo F	185	72.8	50	19.7	180	70.9	35	77.2



CRYSTAL COLOURS



Transparent Cherry Blossom Spring Flowers Summer Breeze Summer Heat



Autumn Night Autumn Sky Winter Sky Winter Pines Aurora Borealis

FINISHES



Black White

TONDO F



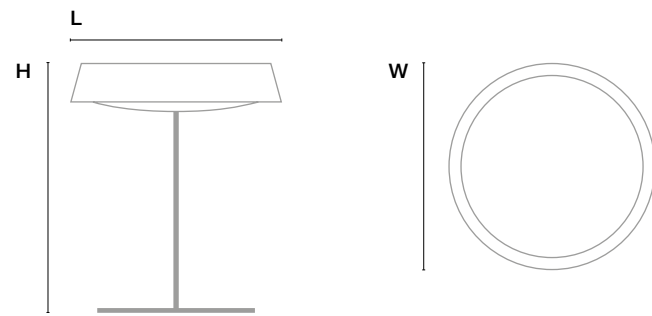
TONDO T SPECIFICATIONS

Collection: Personal Universe
Type: table lamp
Structure: painted steel & polished stainless steel
Trimmings: full-cut crystal octagons and pendants


Bulb info: 28 W – G9 halogen
Cable: 150cm / 59.1 in
Dimming: dimmable, phase cut

TONDO T SIZES

Model	Length		Width		Height		Weight	
	cm	inch	cm	inch	cm	inch	kg	lb
Tondo T 36	36	14.2	36	14.2	36	17.3	10	22



CRYSTAL COLOURS



Transparent Cherry Blossom Spring Flowers Summer Breeze Summer Heat



Autumn Night Autumn Sky Winter Sky Winter Pines Aurora Borealis

FINISHES



Black White Painted Gold Colour

TONDO T




SILK W SPECIFICATIONS

Collection: Crystalight
Type: wall lamp
Structure: polished stainless steel


Trimmings: full-cut crystal octagons
Bulb info: 28 W – G9 halogen
Dimming: dimmable, phase cut

SILK W SIZES

Model	Length		Width		Height		Weight	
	cm	inch	cm	inch	cm	inch	kg	lb
Silk W Q 16	16	6.3	9	3.5	35	13.8	2	4.4
Silk W Q 20	20	7.9	9	3.5	35	13.8	3	6.6
Silk W Q 25	25	9.8	9	3.5	35	13.8	3.5	7.7
Silk W Q 40	40	15.7	9	3.5	35	13.8	4	8.8
Silk W Q 60	60	23.6	9	3.5	35	13.8	5	11.0
Silk W Q 80	80	31.5	9	3.5	35	13.8	6	13.2
Silk W Q 100	100	39.4	9	3.5	35	13.8	8	17.6
Silk W Q 120	120	47.2	9	3.5	35	13.8	9	19.8



CRYSTAL COLOURS




Transparent Cherry Blossom Spring Flowers Summer Breeze Summer Heat



Autumn Night Autumn Sky Winter Sky Winter Pines Aurora Borealis

STRUCTURE COLOURS



Polished Stainless Steel Painted Gold Colour


SILK W

ENDLESS POSSIBILITIES

YOU CAN COMPLETE YOUR INTERIOR WITH THE STANDARD MODELS FOUND IN OUR CATALOGUE ACCORDING TO YOUR PERSONAL TASTE. ALONGSIDE YOUR CHOICE OF CHANDELIER TYPE, THESE STANDARD ITEMS CAN BE COMBINED IN VARIOUS SIZES, COLOURS. FOR SPECIAL CONCEPTS AND APPROACHES, THE POSSIBILITIES ARE ENDLESS: OUR LIGHT CREATIONS CAN BE CUSTOMISED INTO SOMETHING INDIVIDUALISTIC AND PERSONAL. PLEASE CONTACT YOUR MANOOI REPRESENTATIVE FOR FURTHER INFORMATION.

CRYSTALS AND COLOURS

All Manooi chandeliers are only assembled with premium-quality crystals.
Most of our chandeliers are available in coloured versions, too. These crystals are coloured within their own material to ensure the durability of the colours for eternity.
Alongside transparent versions, and our nine standard colour combinations, we are ready and able to create custom colour combinations as an element of your bespoke chandelier.



TRANSPARENT



CHERRY BLOSSOM



SPRING FLOWERS



AUTUMN SKY




WINTER SKY



SUMMER BREEZE




SUMMER HEAT



AUTUMN NIGHT



WINTER PINES



AURORA BOREALIS

*Further colour variants are possible upon request


STRUCTURES

Manooi manufactures frames out of stainless steel due to its longevity and strength. Our standard catalogue models are produced with polished, stainless steel and in gold-coloured painted versions. We use the highest quality applications on our frames, to provide an enduring piece of art.

AVAILABLE STRUCTURE FINISHES:



Polished
Stainless
Steel



Painted Gold
Colour





360° SPARKLE


An additional sparkle on the top of a chandelier provides a gorgeous 360 degree shimmering from every perspective. The majority of Manooi's standard catalogue model chandeliers are also available in versions designed to be viewed from above. These models are recommended for atriums, staircases, and hotel lobbies, where the chandeliers are visible from 360°. These versions, denoted by a '+TOP', have crystal trimmings all around their frames.

UNIQUELY PERSONALISED CHANDELIERS


When your space requires a custom lighting design, we provide flexible service to fulfil your wishes and enhance customised interiors. Every one of our tailor-made chandeliers is the fruit of a common planning process by our team of developers to provide an exclusive and personal illumination to your interior.

MATERIALS

Since its foundation in 2006, Manooi have experimented with materials as diverse as porcelain, leather, wood, marble, concrete, glass, bronze and even Corian®, combining them into one-of-a-kind works of art. For completely custom design and bespoke projects, we have the capability to create something completely original for you.




Porcelain



Corian™




Glass



Stones




Metals



Wood



Concrete



YACHT

Custom-made design offers exceptional solutions for extraordinary spaces. Yachts provide a special atmosphere for this. During the design process we also devise technical solutions to accommodate their specific conditions. We have customised most of our standard models to fit the requirements of special interiors such as yachts, private jets, and luxury vehicles.



BESPOKE
LIGHT
CREATIONS

MANOOI'S EXPERTISE LIES IN
CREATING FULLY CUSTOMISED
CHANDELIERS AND OTHER
MAGNIFICENT LIGHTING.
FROM CONCEPTION THROUGH
DESIGN AND MANUFACTURING
TO INSTALLATION, MANOOI
WORKS TIRELESSLY TO DELIGHT
ITS CUSTOMERS.
THE FOLLOWING PAGES FEATURE
JUST A FEW OF MANOOI'S
INIMITABLE CREATIONS.

HYPERTNOVA



STREAMLINED GEMSTONE CLUSTERS

At the centre of an atrium, we placed an impressive composition of our Ozero and Iceberg modern luxury chandeliers, which became a real eye-catcher, and the main light installation for a fair.





GRANDIOSE CRYSTAL
CHANDELIER
CLUSTER
IN A LUXURY
INTERIOR

PERSONALISED INTERIOR
DESIGN WITH STREAMLINED
CRYSTAL CLUSTERS.



CRYSTAL COLUMNS

A special synthesis
of steel, crystals and
technology, filling
a space with a vivid
light show.

ICEFALL

A GIGANTIC, SPECTACULAR
CONTEMPORARY
CRYSTAL CHANDELIER
ENHANCES A COMPANY'S
CORPORATE IDENTITY.




A WORLD FULL OF SPARKLE

COVER YOUR INTERIOR FROM TOP
TO BOTTOM WITH NEARLY 10 METRES
OF LUMINOUS CURTAIN.



CRYSTAL
BRAID

WHEN AN IDEA TAKES ON
A CRYSTAL BODY













VOILE D IS A SPECIAL VERSION
OF OUR VOILE CHANDELIER, MADE
OF BRASS CHAIN. ITS HARMONIOUS
FORM MAKES IT THE LYRICAL
JEWEL OF SPACE.

WITH ITS LED LIGHT SOURCE, IT IS
THE FOCAL POINT OF THE INTERIOR.
RECOMMENDED TO BE INSTALLED
IN CLUSTERS.



MARKS AND SYMBOLS

L	Length
W	Width
H	Height
	-110 V
	-230 V
	Product conform to European Community Directive
	Fixable to ceiling
	Fixable to wall
	Floor lamp
	Desk lamp
	G9 Halogen
	LED
	Only basic insulation, accessible conductors are earthed. Earthing: compulsory.

If not indicated otherwise:

- the IP 20 safety classification applies to all the fittings
- each product can be ordered separately
- all dimension units in centimetres, all weight units in kilograms
- if required, each light can be supplied with voltage system 110 V or 230 V

IMPRESSUM

Photographer:	András Ladocsi Bence Bakonyi Gábor Fényes Gábor Németh Hunor Magyarósi Máté Balázs Margó Hunyadi		
Rendering:	The Greypixel Victor Zastolsky Endre Szabó		
Interior designer:	DOMOFF INTERIORS Architecture & Design LIKUS Home Concept Mary Calvo Luxury Interior Designs Bulthaup Blaser & Höfer ZZ Architects ITO ROMA International for Construction and Decoration Birgit Otte Interiors H2 Yacht Design Natuzzi Italia	domoff-interiors.com likushome.pl marycalvo.com bulthaup.com zzarchitects.net ito-roma.com birgitotte.de h2yachtdesign.com natuzzi.com	page 21. pages 46-47. pages 66-67. pages 72-73. page 89. page 133. page 187. page 207. page 223.
Catalogue design:	Boldizsár Szenteczki Dániel Kozma Ágota Porer		
Printing:	EPC, Elektroproduct Nyomdaipari Kft.		





